



MODEL CTB

TUBULAR CENTRIFUGAL INLINE BELT DRIVEN FAN



MODEL FEATURES

- Rated up to 20,000 CFM in static pressure applications up to 2-1/2" w.g.
- Motor and drives are located outside of the airstream
- Ideal for applications where space is limited
- Belt drives permit easy performance adjustments when needed
- Continuously welded and epoxy painted steel housing
- AMCA Air & Sound Certified
- cULus 705 or 762 Listed

MODEL OVERVIEW

S&P's inline tubular centrifugal line offers one of the widest range of sizes, horsepower and performance in the industry. Models CTB are high capacity belt drive tubular centrifugal fans rated from 300 to 20,000 CFM, with static pressure capability up to 2-1/2". Designed for commercial and industrial in-line applications that demand quiet, efficient and reliable air movement, they are used to exhaust air from or supply air to such typical commercial and industrial applications as general building ventilation, enclosed garages, paint spray booths, heat and smoke ventilation systems, restaurant and kitchen exhaust ventilation, historical buildings with limited roof space and restrictive duct lengths, and other applications where air is moved through a duct system against moderate static pressure. The CTBRHUL is specifically suited for restaurant exhaust where roof space is limited, sidewall mounted fans are prohibited or duct lengths are restricted. The CTBRHUL is also perfect in areas where extreme weather and outside air temperature is a concern when maintenance on the fan is needed.

The centrifugal wheel is designed to provide higher efficiencies and lower sound levels than propeller type fans when used in medium pressure ducted systems. Tubular centrifugal fans can be mounted in any position from horizontal to vertical providing for installations in the smallest possible space.

APPLICATION CONSTRUCTION OPTIONS

MODEL NAME	TYPICAL APPLICATIONS
CTB	Removal of clean or contaminated air in general applications
CTBRHUL	cULus 762 listed for grease removal



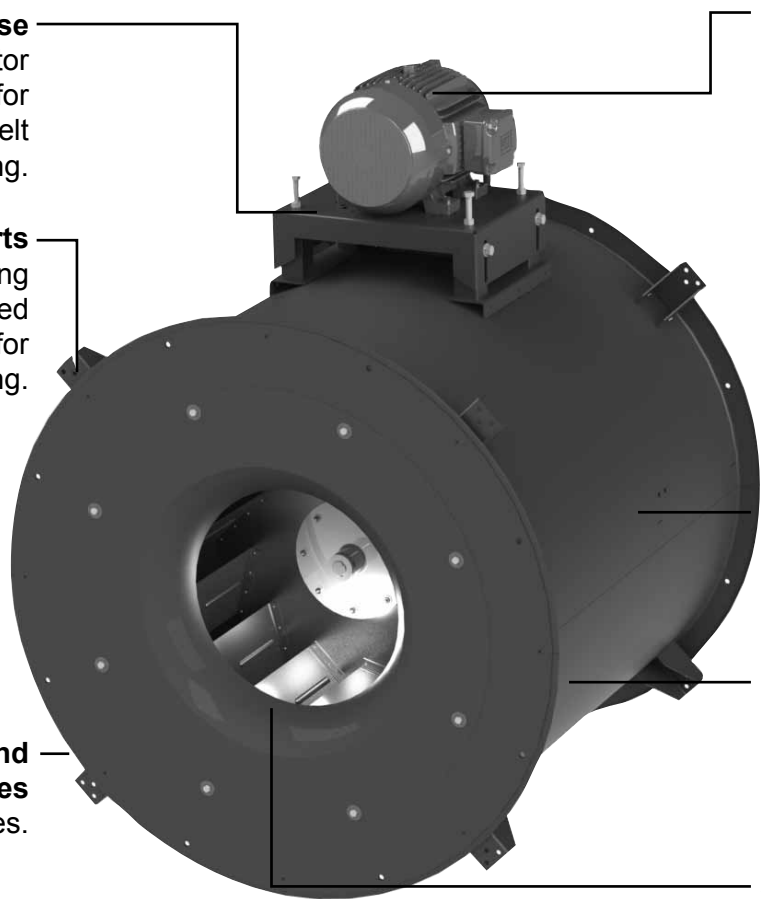
MODEL CTB

TUBULAR CENTRIFUGAL INLINE BELT DRIVEN FAN



STANDARD CONSTRUCTION FEATURES

Model CTB



Motor Base

Adjustable steel motor base is designed for strength and ease of belt tensioning.

Motor

National brands with local service. Standard motors are heavy-duty open drip-proof. Other options available.

Mounting Supports

Eight (8) mounting supports are welded to each fan to allow for universal mounting.

Drives

Sized for a minimum 150% of motor horsepower. Drives are variable pitch as standard through 7-1/2 HP.

Extended Lubrication Lines

Extend from bearings to the outside of the unit.

Integral Inlet and Outlet Flanges

With mounting holes.

Housing

Heavy-gauge rolled steel with continuous welded seam and epoxy coating for maximum strength.

All Aluminum Centrifugal Wheel

Non-overloading, backward inclined tapered blades for maximum efficiency and minimum sound.

Bearings

Heavy-duty, ball bearing cast pillow blocks are designed for minimum 200,000 hours of operation, L50.

Factory Run & Tested

For quality assurance and dependable operation.

AMCA Seal

Assures certified rating of air and sound performance.



cULus 705 Listed

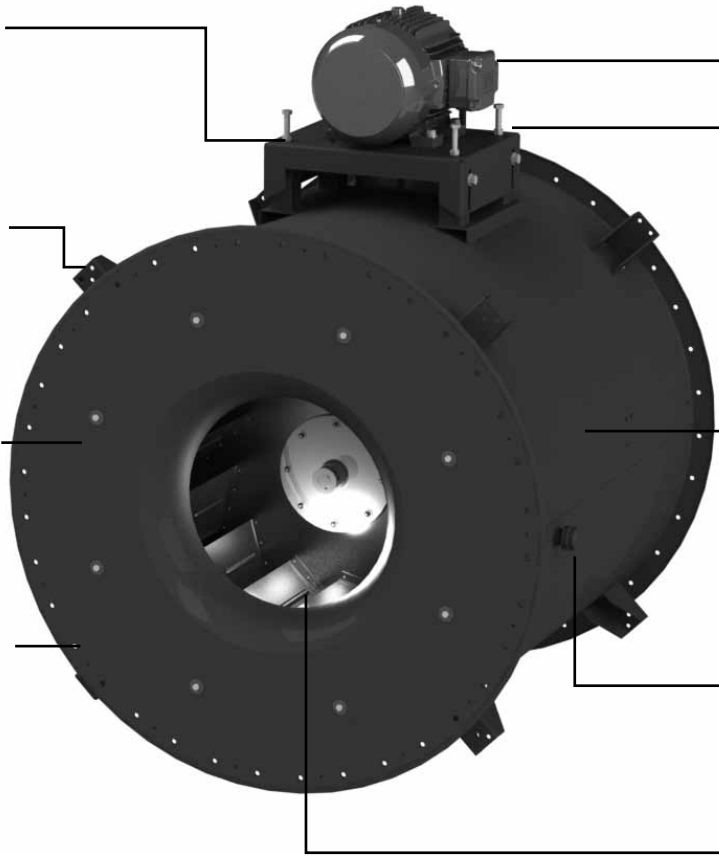
For electrical reliability.

2 year fan housing warranty, 1 year motor warranty



STANDARD CONSTRUCTION FEATURES

Model CTBRHUL Restaurant Exhaust



Motor Base

Adjustable steel motor base is designed for strength and ease of belt tensioning.

Mounting Supports

Eight (8) mounting supports are welded to each fan to allow for universal mounting.

Housing

Heavy-gauge rolled steel with continuous welded seam and epoxy coating for maximum strength.

Integral Duct Flanges

With bolt locations per NFPA 96

Bearing Cover Gasket and Shaft Seal

Come standard to protect bearings and belts from steam, grease, and moisture

Motor

National brands with local service. Standard motors are heavy-duty open drip-proof. Other options available.

Drives

Sized for a minimum 150% of motor horsepower. Drives are variable pitch as standard through 7-1/2 HP.

Extended Lubrication Lines

Extend from bearings to the outside of the unit.

Two Threaded Drain Connections Aid maintenance and serviceability operations

All Aluminum Centrifugal Wheel

Non-overloading, backward inclined tapered blades for maximum efficiency and minimum sound.

Factory Run & Tested
For quality assurance and dependable operation.

AMCA Seal

Assures certified rating of air and sound performance.



cULus 762 Listed
For Grease Laden Air

2 year fan housing warranty, 1 year motor warranty



CONSTRUCTION/SPECIFICATION CHECKLIST

Fan Housing

- Heavy-gauge rolled steel construction.
- Integral inlet and outlet flanges with mounting holes.
- Continuously welded and epoxy coated.
- Belt and bearing tube to protect drive components.
- Removable bearing cover for ease of maintenance.
- Eight mounting supports welded to each fan.
- Adjustable motor base for belt tensioning.
- Extended lube lines.

Centrifugal Wheel

- All aluminum wheel
- Backward inclined for efficiency at higher static pressures
- Non-overloading for safe operation in ducted systems
- Tapered blades for efficiency and quiet operation
- Heavy aluminum hub for extra strength
- Statically and dynamically balanced for smooth operation

Drives

- Sized for minimum 150% of drive horsepower.
- Single belt adjustable pitch sheaves through 3HP.
- Multiple belts are used on adjustable sheaves 5HP through 7-1/2HP as required for drive horsepower
- Variable pitch as standard.
- Adjustable tension rods for belt adjustment.
- Nonstatic oil resistant v-belts.
- Keyed, turned, ground and polished shafts.

Bearings

- Bearings are designed for minimum 200,000 hour life, L50.
- Cast iron self-aligning pillow block ball bearings.
- Bearings are sealed and prelubricated.

Motors

- One year motor warranty.
- Brands are nationally recognized and locally serviced.
- NEMA base-mounted motors are standard.
- Open drip-proof construction is standard.
- Premium-efficiency, explosion proof, totally enclosed fan cooled (TEFC) and corrosion duty motors can be specified.

Certifications

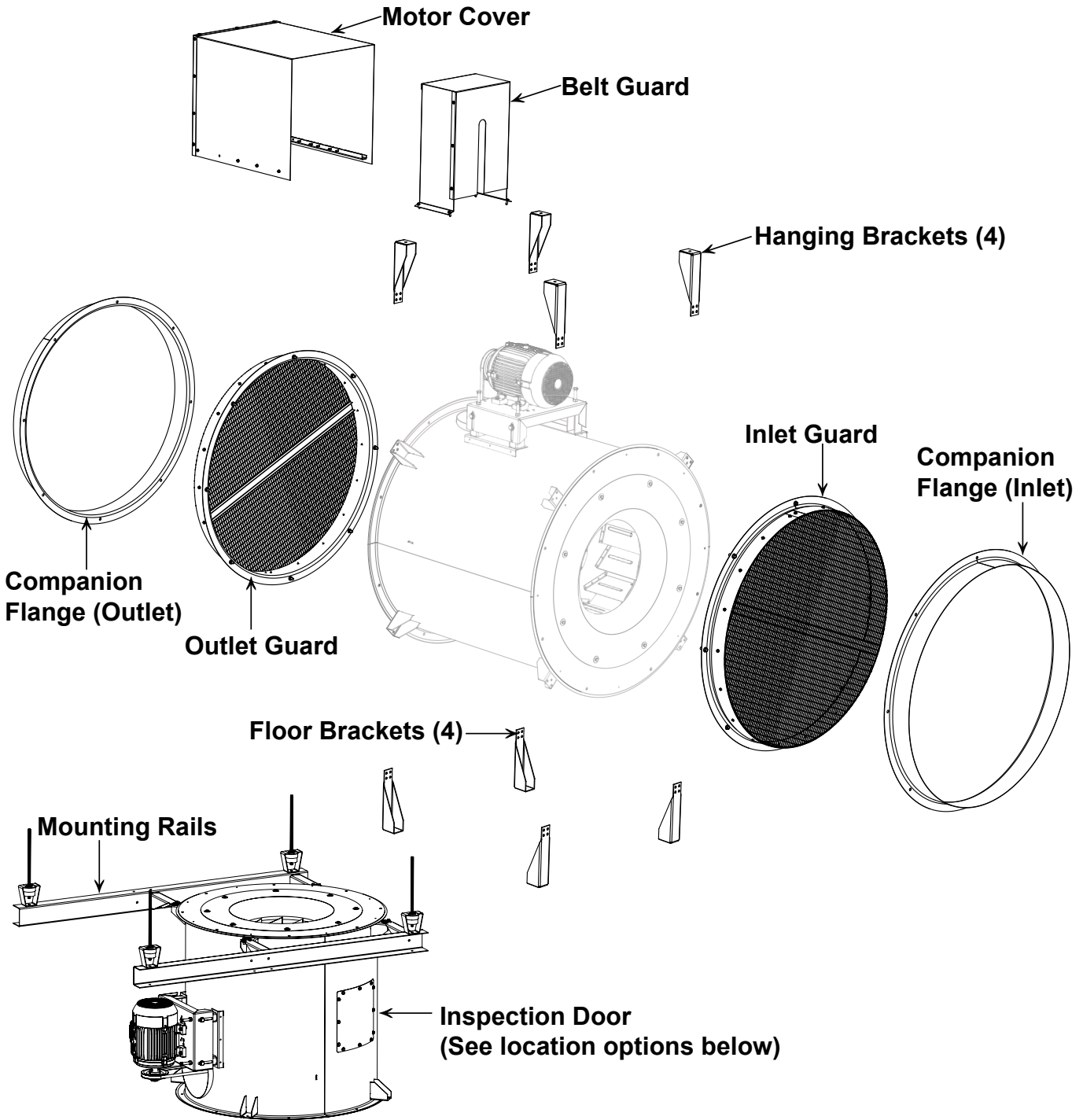
- AMCA Air and Sound Certified
- cULus 705 Listed
- cULus 762 Listed for grease removal

Entire Fan Unit

- Factory assembled and tested prior to shipment for quality assurance.

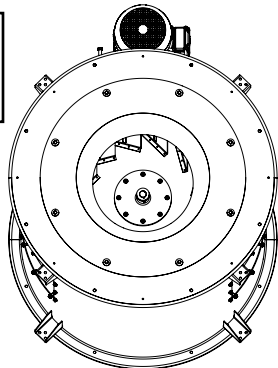


OPTIONS/ACCESSORIES



Inspection Door Location Options

CTB UL762
• Inspection Door Includes Gasket



8 o'clock →

← 4 o'clock

Floor or Hanging Isolator Options



Rubber Isolator (Floor)



Spring Isolator (Floor)



Rubber Isolator (Hanging)



Spring Isolator (Hanging)



OPTIONS/ACCESSORIES

Hanging & Floor Brackets: For base or ceiling mounting. Neoprene and spring isolators are available.

Mounting Rails: Designed for vertical and horizontal mounting. Rail kits include mounting brackets.

Inlet/Outlet Guard: Prevents objects from entering the fan inlet or outlet. Includes companion flange.

Inspection Door: For inspection and blade service/cleaning. Bolted. UL762 inspection door option includes gasket.

Companion Flanges: Inlet and/or outlet flanges are available for duct connection.

Belt Guard: Encloses belt and motor sheave on exterior of fan.

Motor Cover: Three sided guard that covers motor, sheave and belt. Motor may extend past cover on sizes 9 and 11.

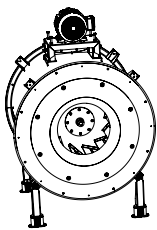
Shaft Seal: Protects bearings and belts when fan is handling dirty or contaminated air.

Disconnect Switch: Nonfused safety disconnect available for all motor sizes and enclosures. Specify prewired if desired. (Wiring not available on explosion proof and two speed motors).

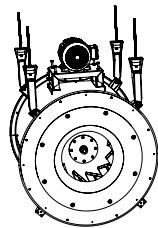
Special Coatings (*Epoxy Coating is Standard*): For protective and decorative purposes. Available coatings include: Synthetic Resin and Heresite (air-dried phenolic). Contact your representative or the factory for more information on available coatings and colors.

MOUNTING CONFIGURATIONS

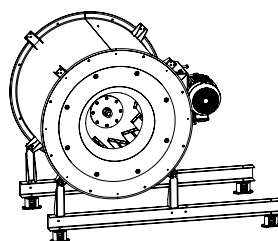
Floor Mount



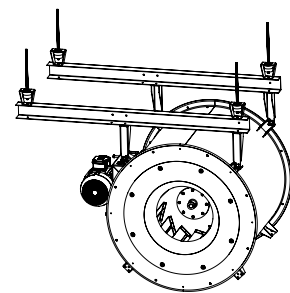
Hanging Mount



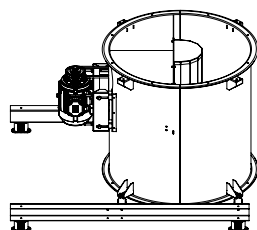
Rail Floor Mount



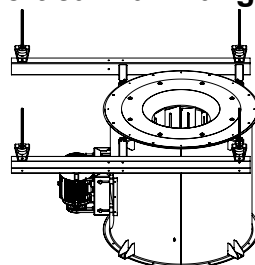
Rail Hanging Mount



Vertical Rail Floor Mount

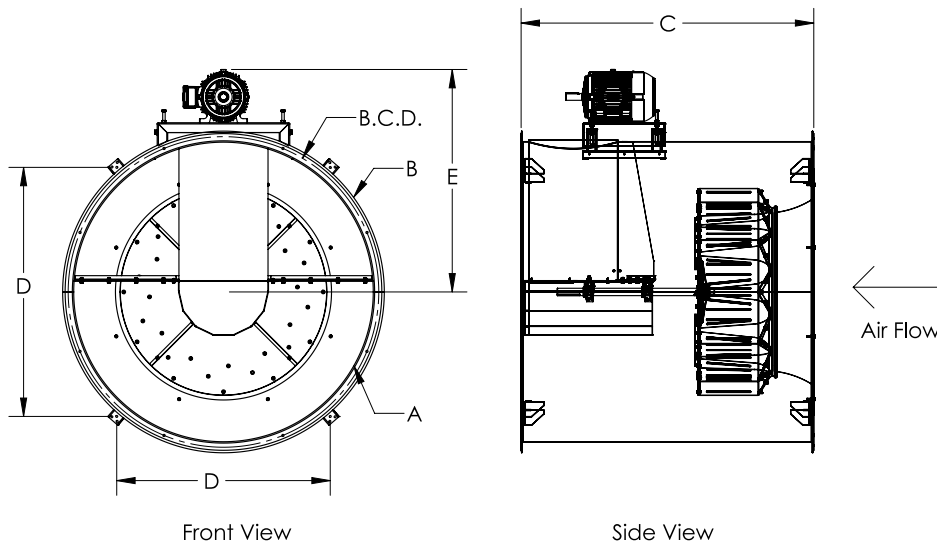


Vertical Rail Hanging Mount





DIMENSIONS/PHYSICAL DATA



Model No.	Housings				B.C.D.	E (Max)	Holes		Shaft Size	Max Motor Frame	Steel Housing Gauges	Avg. Ship Wt. (Lbs)
	I.D. A	O.D. B	Length C	D			Dia.	#				
9	18-3/8	22-1/2	23*	17-15/16	19-3/4	24	7/16"	8	5/8"	56	14	125
11	18-3/8	22-1/2	23*	17-15/16	19-3/4	24	7/16"	8	5/8"	143T	14	126
13	20-3/8	24-1/2	24-1/2	18-3/8	21-3/4	25	7/16"	8	3/4"	145T	14	130
15	24-3/8	28-9/16	25-1/2	21-1/4	25-3/4	29	7/16"	8	3/4"	182T	12	170
18	30-3/8	34-9/16	31	25-1/2	32	31	7/16"	8	1"	182T	12	236
22	36-3/8	38-9/16	35-1/2	29-13/16	38	33-1/2	7/16"	8	1-3/16"	182T	12	296
24	42-1/2	40-5/8	42	34-1/8	44-1/4	34-1/2	7/16"	8	1-1/2"	184T	10	420
30	48-1/2	47	48-1/2	38-3/8	50-3/4	40-1/2	7/16"	8	1-1/2"	213T	10	544
36	55	53	54	43	57-1/4	44	7/16"	8	1-1/2"	215T	10	694
42	61	59-1/2	59-1/2	47-1/4	63-1/4	45	7/16"	8	1-1/2"	215T	10	879

*Motor may extend past unit



PERFORMANCE/DIMENSIONS

Size 9

CFM	OV	Static Pressure (Inches W.G.)																	
		0.125		0.25		0.5		0.75		1		1.25		1.5		1.75		2	
		RPM	BHP	RPM	BHP	RPM	BHP	RPM	BHP	RPM	BHP	RPM	BHP	RPM	BHP	RPM	BHP	RPM	BHP
		Sones		Sones		Sones		Sones		Sones		Sones		Sones		Sones		Sones	
300	164	843	0.02	1025	0.04	1329	0.08	1587	0.13										
		3.3		4.9		8.7		12.4											
350	191	921	0.03	1087	0.05	1370	0.09	1615	0.14	1834	0.19	2034	0.26						
		4.1		5.5		9		12.8		16.9		21							
400	219	1003	0.04	1157	0.05	1421	0.10	1653	0.15	1862	0.21	2055	0.27	2234	0.34				
		4.9		6.3		9.4		13.3		17.3		21		25					
450	246	1088	0.05	1231	0.06	1480	0.11	1699	0.16	1899	0.23	2084	0.29	2257	0.37	2421	0.44	2575	0.52
		5.9		7.3		10		14		17.8		21		25		29		33	
500	273	1175	0.06	1310	0.08	1544	0.13	1751	0.18	1943	0.25	2120	0.31	2288	0.39	2446	0.47	2596	0.55
		6.8		8.2		10.8		14.7		18.4		22		26		29		33	
550	301	1264	0.07	1391	0.09	1613	0.14	1810	0.20	1992	0.27	2163	0.34	2325	0.41	2478	0.50	2624	0.58
		7.9		9.1		11.8		15.6		19.1		23		27		30		34	
600	328	1354	0.08	1475	0.11	1686	0.16	1874	0.22	2048	0.29	2212	0.36	2368	0.44	2516	0.53		
		8.8		10		13.2		16.5		19.9		24		27		31			
650	355	1445	0.10	1561	0.13	1762	0.19	1942	0.25	2109	0.32	2266	0.39	2416	0.47	2559	0.56		
		9.8		11.1		14.4		17.7		21		25		28		32			
700	383	1538	0.12	1648	0.15	1841	0.21	2012	0.28	2174	0.35	2325	0.43	2469	0.51	2607	0.6		
		10.8		12.5		15.8		18.8		22		26		29		33			
750	410	1631	0.14	1736	0.18	1922	0.24	2088	0.31	2242	0.39	2388	0.46	2526	0.55				
		12.2		13.9		17.2		20		24		27		30					
800	437	1724	0.17	1826	0.2	2004	0.27	2164	0.35	2313	0.42	2454	0.5	2588	0.59				
		13.9		15.6		18.7		22		25		28		31					
850	464	1819	0.2	1917	0.24	2088	0.31	2242	0.38	2386	0.46	2522	0.55						
		15.5		17.2		20		23		27		30							
900	492	1915	0.23	2007	0.27	2174	0.35	2323	0.43	2461	0.51	2594	0.6						
		17.2		18.8		22		25		28		31							
950	519	2009	0.27	2100	0.31	2259	0.39	2405	0.47	2539	0.56								
		18.9		20		24		27		29									
1000	546	2106	0.31	2192	0.35	2348	0.44	2487	0.52	2619	0.61								
		21		22		25		28		31									
1050	574	2202	0.35	2285	0.4	2436	0.49	2573	0.58										
		23		24		27		30											
1100	601	2297	0.4	2378	0.45	2526	0.54												
		24		26		29													
1150	628	2395	0.45	2473	0.5	2616	0.6												
		27		28		31													
1200	656	2491	0.51	2568	0.56														
		29		30															
1250	683	2589	0.57																
		31																	

Performance certified is for installation type B: Free inlet, Ducted outlet. Power rating (bhp) includes transmission losses. Performance ratings do not include the effects of appurtenances.

The sound ratings shown are loudness values in fan sones at 5 ft. (1.5 m) in a hemispherical free field calculated per AMCA Standard 301. Values shown are for installation type: B free inlet hemispherical sone levels.



S&P Canada Ventilation Products, Inc., Div. of Soler & Palau Ventilation Group certifies that the Models CTB shown herein are licensed to bear the AMCA Seal. The ratings shown are based on test and procedures performed in accordance with AMCA Publication 211 and AMCA Publication 311 and comply with the requirement of the AMCA Certified Ratings Program.



UL STANDARD 705 for Electrical
UL STANDARD 762 for
Grease Removal



Size 11

CFM	OV	Static Pressure (Inches W.G.)																			
		0.125		0.25		0.5		0.75		1		1.25		1.5		1.75		2		2.25	
		RPM	BHP	RPM	BHP	RPM	BHP	RPM	BHP	RPM	BHP	RPM	BHP	RPM	BHP	RPM	BHP	RPM	BHP	RPM	BHP
		Sones		Sones		Sones		Sones		Sones		Sones		Sones		Sones		Sones		Sones	
500	275	733	0.04	864	0.06																
		5.1		6.6																	
600	330	830	0.05	941	0.07	1156	0.13														
		6.6		7.7		11															
650	357	880	0.06	985	0.08	1184	0.14	1378	0.21												
		7.1		8.4		11.4		15.2													
750	412	984	0.08	1077	0.1	1253	0.17	1423	0.24	1591	0.32										
		8.5		9.9		12.7		16.1		19.4											
800	440	1036	0.09	1125	0.12	1291	0.18	1452	0.26	1611	0.34	1767	0.43								
		9.3		10.8		13.4		16.5		19.7		24									
900	495	1144	0.12	1224	0.15	1375	0.22	1520	0.3	1663	0.39	1803	0.48	1942	0.58						
		11.1		12.3		15.1		17.7		21		25		28							
950	522	1198	0.13	1276	0.17	1419	0.24	1558	0.32	1694	0.41	1827	0.51	1960	0.61	2091	0.72				
		12.1		13.3		15.7		18.5		22		25		29		33					
1000	549	1253	0.15	1328	0.19	1466	0.26	1598	0.34	1727	0.44	1855	0.54	1982	0.64	2107	0.75	2231	0.87		
		12.9		14.2		16.7		19.2		22		26		29		34		38			
1050	577	1308	0.17	1380	0.21	1512	0.29	1639	0.37	1763	0.46	1886	0.57	2007	0.67	2127	0.79	2246	0.91	2364	1.03
		14.1		15.3		17.7		20		23		26		30		34		39		43	
1100	604	1363	0.19	1432	0.23	1560	0.31	1682	0.4	1801	0.49	1919	0.6	2035	0.71	2150	0.82	2265	0.94	2378	1.07
		15.1		16.2		18.6		21		24		27		30		35		39		44	
1150	632	1418	0.22	1486	0.26	1609	0.34	1727	0.43	1841	0.53	1954	0.63	2065	0.74	2176	0.86	2287	0.98		
		16.2		17.3		19.6		22		25		28		31		35		39			
1250	687	1531	0.27	1593	0.31	1708	0.4	1818	0.5	1925	0.6	2029	0.71	2133	0.82	2236	0.94	2338	1.07		
		18.5		19.5		22		24		27		30		33		36		40			
1350	742	1643	0.33	1702	0.38	1811	0.47	1914	0.57	2013	0.68	2111	0.79	2208	0.91	2304	1.04				
		21		22		24		27		29		32		35		39					
1400	769	1700	0.37	1756	0.42	1862	0.51	1962	0.62	2059	0.73	2154	0.84	2248	0.96	2340	1.09				
		23		24		26		28		30		33		37		40					
1500	824	1813	0.45	1866	0.5	1966	0.6	2062	0.71	2153	0.82	2242	0.94	2331	1.07						
		25		27		29		31		33		36		39							
1550	852	1869	0.49	1921	0.54	2019	0.65	2111	0.76	2201	0.87	2288	1								
		28		28		30		32		35		38									
1600	879	1926	0.54	1977	0.59	2072	0.7	2162	0.81	2250	0.93	2334	1.05								
		29		30		32		34		36		39									
1650	907	1984	0.58	2033	0.64	2126	0.75	2213	0.87	2298	0.99										
		30		31		33		35		38											
1700	934	2040	0.64	2089	0.69	2179	0.81	2265	0.93	2348	1.05										
		32		33		35		37		39											
1800	989	2155	0.75	2200	0.81	2287	0.93	2369	1.05												
		36		37		39		41													
1850	1016	2213	0.81	2257	0.87	2342	0.99														
		38		39		41															
1900	1044	2270	0.87	2313	0.93	2396	1.06														
		40		41		43															
1950	1071	2327	0.94	2370	1																
		42		43																	

Performance certified is for installation type B: Free inlet, Ducted outlet. Power rating (bhp) includes transmission losses. Performance ratings do not include the effects of appurtenances.

The sound ratings shown are loudness values in fan sones at 5 ft. (1.5 m) in a hemispherical free field calculated per AMCA Standard 301. Values shown are for installation type: B free inlet hemispherical sone levels.



S&P Canada Ventilation Products, Inc., Div. of Soler & Palau Ventilation Group certifies that the Models CTB shown herein are licensed to bear the AMCA Seal. The ratings shown are based on test and procedures performed in accordance with AMCA Publication 211 and AMCA Publication 311 and comply with the requirement of the AMCA Certified Ratings Program.



UL STANDARD 705 for Electrical
UL STANDARD 762 for Grease Removal



MODEL CTB
TUBULAR CENTRIFUGAL INLINE BELT DRIVEN FAN



Size 13

CFM	OV	Static Pressure (Inches W.G.)																	
		0.125		0.25		0.5		0.75		1		1.25		1.5		1.75		2	
		RPM	BHP	RPM	BHP	RPM	BHP	RPM	BHP	RPM	BHP	RPM	BHP	RPM	BHP	RPM	BHP	RPM	BHP
		Sones		Sones		Sones		Sones		Sones		Sones		Sones		Sones		Sones	
600	268	603	0.04	754	0.07														
		2.9		4.8															
700	313	655	0.05	788	0.08														
		3.8		5.3															
800	357	711	0.06	830	0.09	1054	0.17												
		4.7		6.1		9.3													
900	402	771	0.08	879	0.11	1082	0.19												
		5.6		6.7		9.8													
1000	446	832	0.09	932	0.13	1118	0.22	1296	0.32										
		6.4		7.6		10.5		14.1											
1100	491	895	0.11	988	0.15	1160	0.25	1325	0.35	1483	0.48	1636	0.62						
		7.3		8.5		11.3		14.8		18.3		22							
1200	536	959	0.14	1046	0.18	1207	0.28	1360	0.39	1508	0.52	1652	0.65	1792	0.81	1926	0.97		
		8.3		9.5		12.3		15.7		18.9		23		27		30			
1300	580	1024	0.17	1106	0.22	1257	0.32	1400	0.43	1539	0.56	1675	0.7	1807	0.85	1936	1.02	2060	1.19
		9.4		10.6		13.5		16.7		19.7		23		27		31		35	
1400	625	1089	0.2	1168	0.25	1310	0.36	1445	0.48	1576	0.61	1704	0.75	1829	0.91	1951	1.07	2071	1.25
		10.6		11.9		14.8		17.7		21		24		28		31		35	
1500	670	1156	0.24	1230	0.3	1366	0.41	1493	0.53	1617	0.66	1737	0.81	1856	0.97	1972	1.13	2087	1.31
		12		13.3		16.1		18.8		22		25		28		32		36	
1600	714	1222	0.28	1294	0.34	1423	0.46	1544	0.59	1661	0.73	1775	0.87	1888	1.03	1999	1.2	2108	1.38
		13.4		14.7		17.4		20		23		26		29		33		37	
1700	759	1290	0.33	1357	0.39	1481	0.52	1597	0.65	1708	0.79	1817	0.94	1924	1.11	2030	1.28		
		14.9		16.2		18.7		21		24		27		31		34			
1800	804	1357	0.39	1422	0.45	1541	0.58	1652	0.72	1758	0.87	1862	1.02	1964	1.19	2065	1.36		
		16.4		17.7		20		23		26		28		32		35			
1900	848	1425	0.45	1488	0.52	1602	0.65	1708	0.8	1810	0.95	1910	1.11	2007	1.28	2104	1.45		
		17.9		19.2		22		24		27		30		33		37			
2000	893	1493	0.51	1553	0.59	1663	0.73	1766	0.88	1864	1.04	1959	1.2	2053	1.37				
		19.5		21		23		26		29		32		35					
2100	938	1562	0.59	1620	0.66	1726	0.82	1825	0.97	1919	1.13	2011	1.3	2101	1.48				
		21		23		25		28		30		33		36					
2200	982	1630	0.67	1686	0.75	1789	0.91	1884	1.07	1976	1.24	2065	1.41						
		23		24		27		29		32		35							
2300	1027	1700	0.75	1753	0.84	1853	1.01	1945	1.17	2033	1.35	2119	1.52						
		25		26		29		31		34		37							
2400	1071	1769	0.85	1821	0.94	1917	1.11	2006	1.29	2092	1.46								
		27		28		30		33		36									
2500	1116	1838	0.95	1889	1.04	1981	1.22	2069	1.41										
		29		30		32		35											
2600	1161	1907	1.06	1956	1.16	2047	1.35												
		30		32		35													
2700	1205	1977	1.18	2024	1.28	2112	1.48												
		33		34		37													
2800	1250	2046	1.31	2092	1.41														
		35		36															
2900	1295	2116	1.45																
		37																	

Performance certified is for installation type B: Free inlet, Ducted outlet. Power rating (bhp) includes transmission losses. Performance ratings do not include the effects of appurtenances.

The sound ratings shown are loudness values in fan sones at 5 ft. (1.5 m) in a hemispherical free field calculated per AMCA Standard 301. Values shown are for installation type: B free inlet hemispherical sone levels.



S&P Canada Ventilation Products, Inc., Div. of Soler & Palau Ventilation Group certifies that the Models CTB shown herein are licensed to bear the AMCA Seal. The ratings shown are based on test and procedures performed in accordance with AMCA Publication 211 and AMCA Publication 311 and comply with the requirement of the AMCA Certified Ratings Program.



UL STANDARD 705 for Electrical
UL STANDARD 762 for Grease Removal



MODEL CTB
TUBULAR CENTRIFUGAL INLINE BELT DRIVEN FAN



Size 15

CFM	OV	Static Pressure (Inches W.G.)																					
		0.125		0.25		0.5		0.75		1		1.25		1.5		1.75		2		2.25		2.5	
		RPM	BHP	RPM	BHP	RPM	BHP	RPM	BHP	RPM	BHP	RPM	BHP	RPM	BHP	RPM	BHP	RPM	BHP	RPM	BHP	RPM	BHP
		Sones		Sones		Sones		Sones		Sones		Sones		Sones		Sones		Sones		Sones		Sones	
900	281	586	0.05	699	0.08	890	0.16	1052	0.23	1195	0.32	1323	0.41										
		3.3		4.7		7.6		10.3		13.1		16.1											
1000	313	625	0.06	731	0.09	913	0.17	1070	0.26	1209	0.35	1335	0.45	1451	0.55	1559	0.66						
		3.8		5.2		7.9		10.6		13.3		16.2		19		22							
1100	344	666	0.07	765	0.11	938	0.19	1090	0.28	1225	0.38	1349	0.48	1463	0.59	1570	0.7	1670	0.82	1765	0.94		
		4.4		5.6		8.3		10.9		13.7		16.6		19.3		22		25		27			
1200	375	707	0.09	801	0.13	966	0.21	1112	0.31	1244	0.41	1365	0.52	1477	0.63	1582	0.75	1681	0.87	1775	1	1864	1.13
		4.9		6.1		8.7		11.3		14.1		16.9		19.6		23		25		27		30	
1300	406	750	0.1	839	0.15	996	0.23	1137	0.34	1265	0.45	1382	0.56	1492	0.68	1596	0.8	1693	0.93	1786	1.06	1874	1.19
		5.6		6.7		9.2		11.7		14.4		17.3		19.9		23		25		28		30	
1500	469	839	0.14	918	0.19	1062	0.29	1192	0.4	1312	0.52	1424	0.64	1529	0.77	1629	0.9	1723	1.04	1813	1.18	1899	1.33
		6.9		7.9		10.2		12.8		15.5		18.2		21		24		26		29		31	
1700	531	929	0.19	1002	0.24	1134	0.35	1255	0.47	1367	0.6	1473	0.73	1573	0.87	1669	1.01	1759	1.16	1847	1.32		
		8.2		9.3		11.6		14.2		16.8		19.3		22		25		27		30			
1900	594	1022	0.25	1088	0.3	1210	0.43	1323	0.56	1428	0.69	1529	0.84	1624	0.98	1715	1.14	1802	1.3	1886	1.46		
		9.9		10.8		13.2		15.5		18.1		21		23		26		28		31			
2000	625	1068	0.28	1132	0.34	1249	0.47	1358	0.6	1461	0.75	1558	0.89	1651	1.05	1740	1.2	1826	1.37	1908	1.53		
		10.7		11.8		14.1		16.4		18.8		22		24		27		29		32			
2100	656	1116	0.32	1176	0.38	1289	0.51	1395	0.65	1495	0.8	1589	0.95	1680	1.11	1767	1.27	1850	1.44				
		11.6		12.6		14.9		17.3		19.7		22		25		27		30					
2300	719	1210	0.41	1266	0.47	1372	0.62	1471	0.77	1565	0.92	1655	1.09	1741	1.25	1824	1.43	1904	1.6				
		13.6		14.6		16.7		19.1		22		24		26		29		31					
2400	750	1258	0.45	1312	0.53	1414	0.67	1511	0.83	1602	0.99	1689	1.16	1773	1.33	1854	1.51						
		14.7		15.6		17.7		20		23		25		27		30							
2500	781	1306	0.51	1358	0.58	1457	0.74	1550	0.9	1639	1.06	1724	1.23	1806	1.41	1885	1.59						
		15.7		16.7		18.8		21		24		26		28		31							
2700	844	1402	0.63	1451	0.71	1544	0.87	1632	1.04	1716	1.22	1797	1.4	1875	1.59								
		17.8		18.8		21		23		26		28		30									
2800	875	1450	0.69	1498	0.77	1588	0.94	1673	1.12	1755	1.3	1834	1.49	1911	1.68								
		19.1		20		22		24		27		29		32									
2900	906	1499	0.76	1544	0.85	1632	1.02	1716	1.2	1795	1.39	1873	1.58										
		20		21		23		25		28		30											
3100	969	1596	0.92	1639	1.01	1722	1.2	1801	1.39	1877	1.58												
		23		24		26		28		30													
3300	1031	1693	1.09	1734	1.19	1813	1.39	1888	1.59														
		26		27		28		30															
3500	1094	1791	1.29	1830	1.4	1904	1.6																
		28		29		31																	
3600	1125	1840	1.4	1878	1.51																		
		30		31																			

Performance certified is for installation type B: Free inlet, Ducted outlet. Power rating (bhp) includes transmission losses. Performance ratings do not include the effects of appurtenances.

The sound ratings shown are loudness values in fan sones at 5 ft. (1.5 m) in a hemispherical free field calculated per AMCA Standard 301. Values shown are for installation type: B free inlet hemispherical sone levels.



S&P Canada Ventilation Products, Inc., Div. of Soler & Palau Ventilation Group certifies that the Models CTB shown herein are licensed to bear the AMCA Seal. The ratings shown are based on test and procedures performed in accordance with AMCA Publication 211 and AMCA Publication 311 and comply with the requirement of the AMCA Certified Ratings Program.



UL STANDARD 705 for Electrical
UL STANDARD 762 for Grease Removal



MODEL CTB
TUBULAR CENTRIFUGAL INLINE BELT DRIVEN FAN



Size 18

CFM	OV	Static Pressure (Inches W.G.)																					
		0.125		0.25		0.5		0.75		1		1.25		1.5		1.75		2		2.25		2.5	
		RPM	BHP	RPM	BHP	RPM	BHP	RPM	BHP	RPM	BHP	RPM	BHP	RPM	BHP	RPM	BHP	RPM	BHP	RPM	BHP	RPM	BHP
		Sones		Sones		Sones		Sones		Sones		Sones		Sones		Sones		Sones		Sones		Sones	
1200	240	448	0.06	540	0.1	708	0.21																
		3.8		5.6		9.1																	
1500	300	515	0.09	593	0.14	736	0.25	869	0.39	992	0.54												
		4.9		6.4		9.6		12.7		15.8													
1800	360	588	0.13	655	0.19	779	0.31	896	0.45	1008	0.62	1114	0.79	1214	0.97								
		6.3		7.3		10.2		13.2		16.2		19.1		22									
2100	420	663	0.18	723	0.25	834	0.38	938	0.53	1038	0.72	1134	0.89	1227	1.09	1317	1.29	1403	1.5				
		7.7		8.5		11		13.8		16.6		19.4		22		25		28					
2400	480	741	0.25	795	0.32	895	0.47	989	0.63	1079	0.81	1166	1	1252	1.22	1335	1.44	1415	1.66	1494	1.89		
		9.2		9.9		12.1		14.7		17.4		20		23		26		28		31			
2700	540	820	0.33	870	0.41	961	0.58	1046	0.75	1129	0.94	1209	1.14	1287	1.36	1364	1.59	1438	1.83	1512	2.08	1583	2.33
		10.7		11.4		13.4		15.8		18.4		21		24		26		29		32		34	
3000	600	899	0.44	946	0.52	1030	0.7	1109	0.89	1185	1.09	1259	1.31	1331	1.53	1401	1.76	1471	2.01	1539	2.27	1607	2.54
		12.5		13.2		14.9		17.2		19.6		22		25		27		29		32		35	
3300	660	980	0.56	1023	0.66	1102	0.85	1175	1.05	1246	1.27	1314	1.49	1381	1.73	1447	1.97	1512	2.22	1575	2.49	1638	2.76
		14.3		15.1		16.7		18.7		21		23		26		28		30		33		35	
3600	720	1061	0.71	1101	0.81	1175	1.02	1244	1.24	1310	1.47	1374	1.7	1437	1.95	1498	2.2	1558	2.47	1618	2.74		
		16.2		16.9		18.6		20		23		25		27		29		31		34			
3900	780	1143	0.88	1181	0.99	1250	1.22	1315	1.45	1377	1.69	1438	1.94	1496	2.2	1554	2.47	1611	2.74				
		18.3		18.8		20		22		24		26		28		30		33					
4200	840	1225	1.08	1261	1.2	1326	1.45	1388	1.69	1447	1.95	1504	2.21	1559	2.48	1614	2.76						
		20		21		22		24		26		28		29		32							
4500	900	1307	1.3	1341	1.44	1403	1.7	1462	1.97	1518	1.97	1572	2.51	1625	2.79								
		23		23		24		26		27		29		31									
4800	960	1390	1.56	1422	1.7	1481	1.99	1537	2.27	1591	2.55												
		25		25		26		28		29													
5100	1020	1473	1.86	1503	2.01	1560	2.3	1613	2.6														
		27		27		28		30															
5400	1080	1556	2.18	1585	2.34	1639	2.66																
		29		30		31																	
5700	1140	1639	2.55																				
		32																					

Performance certified for installation type B: Free inlet, Ducted outlet. Power rating (bhp) includes transmission losses. Performance ratings do not include the effects of appurtenances.

The sound ratings shown are loudness values in fan sones at 5 ft. (1.5 m) in a hemispherical free field calculated per AMCA Standard 301. Values shown are for installation type: B free inlet hemispherical sone levels.



S&P Canada Ventilation Products, Inc., Div. of Soler & Palau Ventilation Group certifies that the Models CTB shown herein are licensed to bear the AMCA Seal. The ratings shown are based on test and procedures performed in accordance with AMCA Publication 211 and AMCA Publication 311 and comply with the requirement of the AMCA Certified Ratings Program.



UL STANDARD 705 for Electrical
UL STANDARD 762 for Grease Removal



MODEL CTB
TUBULAR CENTRIFUGAL INLINE BELT DRIVEN FAN



Size 22

CFM	OV	Static Pressure (Inches W.G.)																	
		0.125		0.25		0.5		0.75		1		1.25		1.5		1.75		2	
		RPM	BHP	RPM	BHP	RPM	BHP	RPM	BHP	RPM	BHP	RPM	BHP	RPM	BHP	RPM	BHP	RPM	BHP
		Sones		Sones		Sones		Sones		Sones		Sones		Sones		Sones		Sones	
1200	166	346	0.06	443	0.11	607	0.23	741	0.37										
		1.9		3.4		6.2		8.8											
1600	222	397	0.08	478	0.14	621	0.29	746	0.44	857	0.62	957	0.81						
		2.9		4.1		6.5		8.9		11.4		13.9							
2000	277	455	0.12	526	0.19	650	0.35	763	0.53	866	0.72	961	0.93	1050	1.16	1132	1.39	1210	1.63
		4.1		5.1		7.1		9.3		11.6		14.1		16.4		18.7		21	
2400	332	517	0.17	580	0.25	691	0.42	792	0.63	886	0.84	975	1.06	1059	1.31	1138	1.56	1213	1.82
		5.3		6.1		7.9		10.1		12.1		14.4		16.7		18.9		21	
2800	388	580	0.24	639	0.33	740	0.52	831	0.73	917	0.97	999	1.22	1077	1.47	1152	1.74	1223	2.02
		6.6		7.4		9.1		11.1		13.1		15.2		17.3		19.3		22	
3200	443	646	0.33	700	0.43	793	0.64	877	0.87	956	1.12	1031	1.39	1104	1.66	1174	1.95	1241	2.24
		7.9		8.8		10.4		12.3		14.2		16.1		18.2		20		22	
3600	499	712	0.43	763	0.55	850	0.78	928	1.03	1001	1.29	1071	1.57	1139	1.88	1204	2.18	1267	2.5
		9.5		10.3		12.1		13.7		15.6		17.4		19.2		21		23	
4000	554	779	0.57	827	0.69	910	0.95	983	1.22	1051	1.5	1117	1.79	1179	2.1	1241	2.42		
		11.2		12		13.8		15.5		17.2		18.9		21		22			
4400	609	846	0.72	892	0.86	971	1.14	1040	1.43	1105	1.73	1166	2.04	1225	2.37				
		13		13.8		15.6		17.3		18.9		21		22					
4800	665	914	0.91	958	1.06	1033	1.37	1099	1.68	1160	2	1219	2.33	1275	2.67				
		14.9		15.8		17.5		19.2		21		22		24					
5200	720	982	1.12	1024	1.29	1097	1.62	1160	1.96	1218	2.3	1274	2.65						
		16.9		17.9		19.7		21		22		24							
5600	776	1050	1.36	1091	1.55	1161	1.91	1222	2.27										
		19.2		20		22		23											
6000	831	1119	1.64	1159	1.85	1226	2.24												
		21		22		23													
6400	886	1188	1.96	1226	2.18														
		23		24															
6800	942	1258	2.32																
		26																	

Performance certified is for installation type B: Free inlet, Ducted outlet. Power rating (bhp) includes transmission losses. Performance ratings do not include the effects of appurtenances.

The sound ratings shown are loudness values in fan sones at 5 ft. (1.5 m) in a hemispherical free field calculated per AMCA Standard 301. Values shown are for installation type: B free inlet hemispherical sone levels.



S&P Canada Ventilation Products, Inc., Div. of Soler & Palau Ventilation Group certifies that the Models CTB shown herein are licensed to bear the AMCA Seal. The ratings shown are based on test and procedures performed in accordance with AMCA Publication 211 and AMCA Publication 311 and comply with the requirement of the AMCA Certified Ratings Program.



UL STANDARD 705 for Electrical
UL STANDARD 762 for Grease Removal



MODEL CTB
TUBULAR CENTRIFUGAL INLINE BELT DRIVEN FAN



Size 24

CFM	OV	Static Pressure (Inches W.G.)																					
		0.125		0.25		0.5		0.75		1		1.25		1.5		1.75		2		2.25		2.5	
		RPM	BHP	RPM	BHP	RPM	BHP	RPM	BHP	RPM	BHP	RPM	BHP	RPM	BHP	RPM	BHP	RPM	BHP	RPM	BHP	RPM	BHP
		Sones		Sones		Sones		Sones		Sones		Sones		Sones		Sones		Sones		Sones		Sones	
2000	201	339	0.09	412	0.16	542	0.32	652	0.5	748	0.7	834	0.92	912	1.14	984	1.37						
		5.2		7.3		13.2		18.9		24		28		33		37							
2500	252	383	0.13	449	0.21	564	0.39	665	0.6	756	0.82	840	1.06	916	1.31	987	1.57	1054	1.84				
		6.6		8.8		14.5		19.5		24		28		33		38		42					
3000	302	434	0.19	492	0.27	595	0.47	687	0.7	772	0.95	851	1.21	925	1.48	994	1.77	1059	2.07	1121	2.37		
		8.4		10.8		16.2		21		25		29		34		38		43		48			
3500	352	486	0.25	539	0.36	632	0.58	717	0.82	795	1.09	869	1.37	939	1.67	1006	1.98	1069	2.3	1129	2.63	1187	2.97
		10.7		13.4		18.1		22		26		30		34		39		43		49		55	
4000	402	540	0.34	588	0.46	678	0.7	752	0.97	825	1.25	894	1.56	960	1.87	1023	2.21	1083	2.55	1141	2.91	1197	3.27
		13.7		16.1		20		24		27		32		35		40		45		50		56	
4500	453	595	0.46	640	0.58	719	0.85	794	1.14	859	1.44	924	1.76	986	2.1	1046	2.45	1103	2.82	1158	3.2	1212	3.58
		16.7		18.8		23		26		29		33		37		41		46		52		58	
5000	503	651	0.59	693	0.73	767	1.02	838	1.33	898	1.66	958	2	1017	2.36	1073	2.73	1128	3.11	1180	3.51	1232	3.92
		19.6		21		25		28		32		35		39		44		49		55		60	
5500	553	708	0.76	747	0.91	816	1.23	880	1.56	944	1.9	996	2.26	1051	2.64	1105	3.03	1156	3.44	1207	3.85		
		23		24		28		31		35		38		42		47		52		57		62	
6000	604	765	0.95	802	1.12	867	1.46	927	1.81	987	2.18	1042	2.56	1089	2.96	1140	3.37	1189	3.79				
		26		27		31		34		37		42		45		50		55		60		65	
6500	654	823	1.18	857	1.36	919	1.73	976	2.1	1030	2.49	1085	2.9	1135	3.32	1178	3.75	1225	4.19				
		29		31		34		37		41		45		50		54		60		65		70	
7000	704	881	1.44	913	1.63	972	2.03	1026	2.43	1077	2.84	1126	3.27	1179	3.71	1224	4.16						
		33		34		38		41		45		49		55		60		65		70		75	
7500	755	939	1.74	970	1.95	1026	2.37	1078	2.8	1126	3.23	1173	3.68	1218	4.14								
		36		38		42		45		50		54		59		64		69		74		79	
8000	805	998	2.08	1027	2.3	1080	2.75	1130	3.21	1177	3.67	1221	4.14										
		40		42		46		51		55		60		65		70		75		80		85	
8500	855	1056	2.46	1084	2.7	1135	3.18	1183	3.66	1228	4.14												
		45		47		52		56		61		66		71		76		81		86		91	
9000	905	1115	2.89	1142	3.15	1191	3.65																
		50		53		58		63		68		73		78		83		88		93		98	
9500	956	1174	3.37	1199	3.64																		
		56		59		64		69		74		79		84		89		94		99		104	
10000	1006	1233	3.9																				
		63		68		73		78		83		88		93		98		103		108		113	

Performance certified is for installation type B: Free inlet, Ducted outlet. Power rating (bhp) includes transmission losses. Performance ratings do not include the effects of appurtenances.

The sound ratings shown are loudness values in fan sones at 5 ft. (1.5 m) in a hemispherical free field calculated per AMCA Standard 301. Values shown are for installation type: B free inlet hemispherical sone levels.



S&P Canada Ventilation Products, Inc., Div. of Soler & Palau Ventilation Group certifies that the Models CTB shown herein are licensed to bear the AMCA Seal. The ratings shown are based on test and procedures performed in accordance with AMCA Publication 211 and AMCA Publication 311 and comply with the requirement of the AMCA Certified Ratings Program.



UL STANDARD 705 for Electrical
UL STANDARD 762 for Grease Removal



MODEL CTB
TUBULAR CENTRIFUGAL INLINE BELT DRIVEN FAN



Size 30

CFM	OV	Static Pressure (Inches W.G.)																					
		0.125		0.25		0.5		0.75		1		1.25		1.5		1.75		2		2.25		2.5	
		RPM	BHP	RPM	BHP	RPM	BHP	RPM	BHP	RPM	BHP	RPM	BHP	RPM	BHP	RPM	BHP	RPM	BHP	RPM	BHP	RPM	BHP
		Sones		Sones		Sones		Sones		Sones		Sones		Sones		Sones		Sones		Sones		Sones	
2250	177	246	0.1	316	0.19	425	0.41	512	0.67														
		4.3		6.6		11.1		15.6															
3000	236	279	0.14	341	0.25	442	0.5	525	0.8	598	1.12												
		5.6		7.6		11.9		16.4		20													
3750	295	316	0.21	372	0.33	465	0.62	544	0.94	613	1.3	676	1.68	733	2.08	787	2.5						
		6.9		8.8		13.1		17.4		21		24		28		31							
4500	354	357	0.29	407	0.44	493	0.76	567	1.11	633	1.5	693	1.91	749	2.35	801	2.81	850	3.28	896	3.77	941	4.28
		8.6		10.6		14.5		18.5		22		25		28		32		36		40		44	
5250	413	399	0.41	444	0.57	524	0.92	593	1.31	656	1.73	714	2.17	768	2.64	818	3.13	866	3.64	911	4.17	954	4.71
		10.6		12.6		16.5		19.6		23		26		30		33		37		41		45	
6000	472	443	0.55	484	0.73	558	1.12	623	1.55	683	1.99	738	2.47	790	2.97	838	3.49	885	4.04	929	4.6	971	5.17
		12.9		14.9		18.5		21		25		28		31		35		39		43		47	
6750	531	488	0.73	526	0.94	594	1.36	656	1.82	712	2.3	765	2.81	815	3.34	862	3.89	906	4.47	949	5.06	990	5.67
		15.4		17.6		21		23		26		29		33		36		40		45		49	
7500	591	534	0.95	569	1.18	632	1.64	690	2.13	744	2.66	794	3.19	842	3.75	887	4.34	931	4.94	972	5.56	1012	6.21
		18.2		19.8		23		26		28		32		35		39		42		46		51	
8250	650	581	1.22	613	1.46	672	1.97	727	2.49	778	3.04	826	3.62	872	4.22	915	4.83	957	5.47	997	6.12	1036	6.79
		21		22		25		28		31		34		37		40		44		49		54	
9000	709	628	1.53	657	1.8	713	2.34	765	2.9	813	3.49	859	4.1	903	4.73	945	5.38	985	6.04				
		23		25		28		31		34		37		40		43		47					
9750	768	675	1.9	703	2.18	755	2.77	804	3.37	850	3.99	894	4.64	936	5.3	977	5.98						
		26		28		31		34		37		40		43		47							
10500	827	723	2.32	749	2.63	798	3.25	844	3.89	889	4.56	931	5.23	971	5.93								
		29		31		34		37		41		44		47									
11250	886	771	2.81	795	3.13	842	3.8	886	4.48	928	5.18	968	5.9										
		33		34		38		41		44		47											
12000	945	819	3.36	842	3.71	886	4.42	928	5.14	968	5.87												
		36		38		42		45		48													
12750	1004	868	3.98	889	4.35	931	5.1	971	5.86														
		40		42		45		49															
13500	1063	916	4.67	937	5.07	976	5.86																
		45		46		50																	
14250	1122	965	5.45	984	5.86																		
		49		51																			

Performance certified is for installation type B: Free inlet, Ducted outlet. Power rating (bhp) includes transmission losses. Performance ratings do not include the effects of appurtenances.

The sound ratings shown are loudness values in fan sones at 5 ft. (1.5 m) in a hemispherical free field calculated per AMCA Standard 301. Values shown are for installation type: B free inlet hemispherical sone levels.



S&P Canada Ventilation Products, Inc., Div. of Soler & Palau Ventilation Group certifies that the Models CTB shown herein are licensed to bear the AMCA Seal. The ratings shown are based on test and procedures performed in accordance with AMCA Publication 211 and AMCA Publication 311 and comply with the requirement of the AMCA Certified Ratings Program.



UL STANDARD 705 for Electrical
UL STANDARD 762 for Grease Removal



MODEL CTB
TUBULAR CENTRIFUGAL INLINE BELT DRIVEN FAN



Size 36

CFM	OV	Static Pressure (Inches W.G.)															
		0.125		0.25		0.5		0.75		1		1.25		1.5		1.75	
		RPM	BHP	RPM	BHP	RPM	BHP	RPM	BHP	RPM	BHP	RPM	BHP	RPM	BHP	RPM	BHP
		Sones		Sones		Sones		Sones		Sones		Sones		Sones		Sones	
4600	276	247	0.23	307	0.4	402	0.79	478	1.21	543	1.66	600	2.13				
		4.3		6.3		10.4		15.3		18.4		21					
5400	324	269	0.3	323	0.5	415	0.93	489	1.4	553	1.89	610	2.41	662	2.95	710	3.51
		5.2		6.9		11.2		16		18.9		22		25		28	
6200	372	293	0.39	342	0.6	429	1.08	502	1.6	565	2.14	621	2.71	672	3.3	719	3.9
		6		7.8		12.3		16.7		19.7		23		26		29	
7000	420	319	0.5	362	0.73	444	1.25	515	1.82	577	2.41	632	3.02	683	3.66		
		7.2		8.7		13.7		17.4		21		23		26			
7800	468	346	0.63	385	0.88	461	1.44	529		590	2.69	644	3.36	694	4.04		
		8.6		9.8		15.1		18.2		21		24		27			
8600	517	374	0.79	409	1.06	479	1.65	544	2.31	603	3	657	3.71	707	4.44		
		10.2		11.2		16.1		19.1		22		25		28			
9400	565	403	0.98	435	1.26	499	1.89	561	2.59	618	3.32	671	4.08	720	4.86		
		12.2		13.3		17.2		20		23		26		29			
10200	613	432	1.21	461	1.5	521	2.17	579	2.9	634	3.68	685	4.48				
		14.4		15.9		18.2		21		24		27					
11000	661	462	1.46	488	1.78	544	2.47	599	3.24	651	4.06	701	4.91				
		17.2		17.5		19.4		22		25		28					
11800	709	492	1.76	516	2.09	567	2.82	619	3.62	669	4.48	717	5.37				
		18.9		19.2		21		23		27		30					
12600	757	522	2.09	545	2.44	592	3.2	641	4.04	689	4.93						
		21		21		22		25		28							
13400	805	552	2.47	573	2.84	618	3.63	664	4.5	709	5.42						
		23		23		24		26		29							
14200	853	582	2.9	603	3.28	644	4.1	687	5								
		25		25		25		28									
15000	901	613	3.37	632	3.77	671	4.63	712	5.56								
		27		27		28		30									
16100	967	656	4.1	673	4.53	709	5.43										
		29		30		31											
16900	1015	687	4.7	703	5.14												
		32		33													
17700	1063	717	5.36														
		35															

Performance certified is for installation type B: Free inlet, Ducted outlet. Power rating (bhp) includes transmission losses. Performance ratings do not include the effects of appurtenances.

The sound ratings shown are loudness values in fan sones at 5 ft. (1.5 m) in a hemispherical free field calculated per AMCA Standard 301. Values shown are for installation type: B free inlet hemispherical sone levels.



S&P Canada Ventilation Products, Inc., Div. of Soler & Palau Ventilation Group certifies that the Models CTB shown herein are licensed to bear the AMCA Seal. The ratings shown are based on test and procedures performed in accordance with AMCA Publication 211 and AMCA Publication 311 and comply with the requirement of the AMCA Certified Ratings Program.



UL STANDARD 705 for Electrical
UL STANDARD 762 for Grease Removal



MODEL CTB
TUBULAR CENTRIFUGAL INLINE BELT DRIVEN FAN



Size 42

CFM	OV	Static Pressure (Inches W.G.)									
		0.25		0.5		0.75		1		1.25	
		RPM	BHP	RPM	BHP	RPM	BHP	RPM	BHP	RPM	BHP
		Sones		Sones		Sones		Sones		Sones	
8300	414	308	1.01	383	1.79	446	2.64	500	3.53	549	4.48
		8.7		12		15.2		18.8		23	
9300	464	325	1.21	397	2.06	458	2.97	511	3.94	559	4.95
		9.8		12.8		16		20		24	
10300	514	344	1.44	412	2.36	471	3.34	523	4.38		
		10.8		13.8		17.2		21			
11300	564	363	1.71	428	2.69	485	3.74	536	4.85		
		11.8		14.9		18.4		23			
12300	613	383	2.02	445	3.07	501	4.18	550	5.35		
		12.9		15.9		19.8		24			
13300	663	403	2.38	463	3.49	516	4.67	564	5.91		
		14.2		17.3		22		26			
14300	713	426	2.78	481	3.95	532	5.2				
		15.7		18.8		23					
15300	763	448	3.23	500	4.46	548	5.78				
		17.2		21		25					
16300	813	470	3.73	520	5.03						
		18.6		23							
17300	863	493	4.29	540	5.66						
		21		25							
18300	913	516	4.92	561	6.35						
		23		27							
19300	963	540	5.6								
		26									
20300	1012	563	6.36								
		28									

Performance certified is for installation type B: Free inlet, Ducted outlet. Power rating (bhp) includes transmission losses. Performance ratings do not include the effects of appurtenances.

The sound ratings shown are loudness values in fan sones at 5 ft. (1.5 m) in a hemispherical free field calculated per AMCA Standard 301. Values shown are for installation type: B free inlet hemispherical sone levels.



S&P Canada Ventilation Products, Inc., Div. of Soler & Palau Ventilation Group certifies that the Models CTB shown herein are licensed to bear the AMCA Seal. The ratings shown are based on test and procedures performed in accordance with AMCA Publication 211 and AMCA Publication 311 and comply with the requirement of the AMCA Certified Ratings Program.



UL STANDARD 705 for Electrical
UL STANDARD 762 for Grease Removal